


FUJi  **i** **PREMIUM**

**FUJI
ELEVATORS**

Lift your Ideals for a Better Life with Fuji





FUJI


FUJI High Technology
Smooth start, Quick and quiet Moving

FUJI Elevator, Advanced Technology, Smooth Start, Quiet Moving

FUJI VVVF drive ensures FUJI Elevator operate more smoothly. Nice noise control brings passenger peaceful riding experience. The start, acceleration, brake curves are designed according to the ergonomic theory in order to get the finest coziness. It is a genuine current vector control variable frequency drive system. The permanent magnetic synchronous drive saves up to 46% in energy consumption. The professional intelligent group control management system can control 8 elevators. The advanced artificial intelligent and traffic flow database technology increases greatly the traffic efficiency thus minimizes the waiting time.

Permanent Magnet Synchronous Gearless Traction Machine

We choose rare earth material and fully combine coaxial transmission technology and digital variable frequency technology with group computer combined control technology. With less running cost & less energy dissipated. Compared with the ordinary and traditional technology, gearless traction machine can save more than 46% of the energy. Gearless traction machine needs no renewal of lubricant. Without grease pollution, low noise, quiet & natural.



FUJI Control System

High Precision Positioning Control System

Car displacement tracking technology ensures the leveling safety. Car-displacement-detection technology with high accuracy makes almost perfect leveling between the car and the landing level.

Panasonic Top Advanced Door Operator System


FUJI Elevator applies the advanced Panasonic VVVF variable voltage and variable frequency control technology to the elevator door operator system so as to ensure the smooth elevator door and quiet switch. What is more, the self-learning door load detector increases the sensitivity of the elevator door switching on/off. It monitors the variation of elevator door load on every floor. Automatically rectifying the most appropriate open / shut speed in every floor so as to guarantee the security and reliability.

FUJI Elevator



WORLD LEADER IN ELEVATOR AND ESCALATOR INDUSTRY

ALTHOUGH FUJI OM IS ONE OF THE LEADING COMPANIES IN THE WORLD IN THE ELEVATOR AND ESCALATOR SECTOR, IT IS A GLOBAL VALUE THAT HAS BEEN ABLE TO MAXIMIZE ITS BRAND VALUE WITH THE DIFFERENT PROJECTS IT HAS RECENTLY COMPLETED, AND HAS GAINED THE TRUST AND APPRECIATION OF THE INSTITUTIONS, COMPANIES AND VARIOUS ORGANIZATIONS WITH WHICH IT COOPERATES. AS AN EXPERT IN THEIR FIELD AND REPRESENTATIVE OF SUPERIOR JAPANESE TECHNOLOGY, WE OFFER PRODUCTS OF THE FUTURE IN ORDER TO FULLY MEET CUSTOMER DEMANDS IN EVERYTHING WE DO AND TO CONTRIBUTE TO CREATING RESPONSIBLE AND SUSTAINABLE SOCIETIES. WITH ITS HUMAN-ORIENTED APPROACH AND SOCIAL RESPONSIBILITY AWARENESS, FUJI OM HAS ALWAYS BEEN ONE STEP AHEAD OF ITS COMPETITORS WITH ITS CREATIVE AND INNOVATIVE SOLUTIONS.



FUJI Intelligence System

FUJI Intellectual Control System

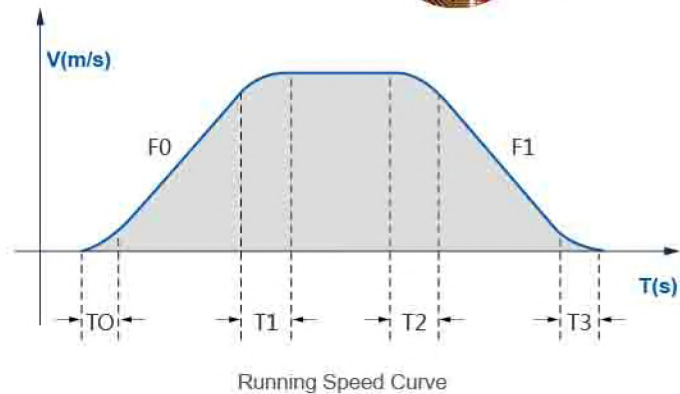

FUJI intellectual control system accurately measure the location of car during the operation of elevator; The real time calculation of the system can make sure the best running time always. While the elevator acceleration, deceleration and braking, it will be more steady, the running time for each floor will be less, the leveling accuracy improved, and bring superior riding comfort.

FUJI Digital Inverter Technology

Advanced vector conversion technology, according to human body riding comfort, it will take real-time speed adjustment. Advanced high-speed digital signal processing system can increase the sensitivity of the speed control of the traction machine, which will minimize the elevator vibration. The newest low-noise control technology can make the elevator operates quietly and steadily.




Best Running Cozy




FUJI Permanent Magnet Synchronous Gearless Traction Machine

With the strong capabilities in designing, developing and manufacturing, FUJI aims at the diversified needs of clients and the various regional lift markets to develop the products in accordance with the diverse criterions, such as Asia Series, Europe Series, and North America Series, etc. Combining target market's feature, FUJI continuously introduces, develops and investigates, to ensure industry-leading technologies and products all the time.



Industry-Leading Technologies



Panasonic Door Operator System

Panasonic variable frequency door machine can freely adjust door opening/closing speed. It is equipped with self-study function. It internally sets the optimized running curve with the convenient adjustment. It owns the excellent closed loop control, instant control to the running speed and position, traditional travel switch software.

Door System with Multiple Protection Functions

- Door detection sensor
- Detection sensor in car door range
- Light curtain door sensor with shut prompt signal
- Line detector



FUJI Intelligence System

Integral control system represents the developing orientation of the elevator control system. It is new generation intellectual vector type integral control system. It covers distance control, direct parking, closed-loop vector control technology, CANBUS communication technology, multi-CPU running technology and applies C and assembly language programming. It perfectly combines the contemporary industrial control technology, communication technology and traditional elevator. Compared with the traditional elevator control, it brings about the higher cost performance and the more convenient maintenance.

Group Control Managing System

Group control managing system is that multi same model elevator groups are controlled in use, the elevator groups can automatically choose the most appropriate response. It avoids the repeated elevator parking, reduces the passengers' waiting time and improving the travel efficiency.

Photocell Protection

FUJI elevator utilizes the sensitive and concentrative infrared ray photocell to form optical curtain protection safety net at the entrance of the elevator. It sensitively reacts to any person or object that enters into the probe plane freely entering in & out with high security.

Automatic Lighting of LED Energy-saving Lamp


We use energy-saving LED lamp. When nobody uses the elevator, the lighting in the car will turn off automatically & automatically turn on once receiving any calling commands. Saving the electricity energy consumption sufficiently.

Electromagnetic Compatibility Without Interference with Each Other

FUJI passenger elevator control system fully abides by the relevant electro-magnetic compatibility standard, removes the electro-magnetic pollution, effectively prevents from the electromagnetic wave interference between the elevator signals and various precision electrical equipments in the building.

Voice System

Under normal running arrival, report the floor that is about to arrive by utilizing the voice device, before elevator door closing, voice device will forecast next running floor, making the movement harmonious and natural.



1 Permanent Magnet Synchronous Gearless Traction Machine

We choose rare earth material and fully combine coaxial transmission technology and digital variable frequency technology with group computer combined control technology. With less running cost & less energy dissipated. Compared with the ordinary and traditional technology, gearless traction machine can save more than 33% of the energy. Gearless traction machine needs no renewal of lubricant. Without grease pollution, low noise, quiet & natural.



2 Permanent Magnet Synchronous Gearless Traction Machine

Stay far away from city noise, enjoy a green space(Optional)

The peaceful running is below 50DB. It is obviously lower than the standard in the same industry. It greatly enhances the mute performance. It adopts no-vibration humane design, inner-rotor horizontal structure, high length-diameter ratio, the more reasonable structure, the more smooth operation, low braking noise, regulation-free clearance, low running temperature-rise, the longer service life, small bulk, light weight, space-saving, the more convenient installation.



Enjoy A Green Space

Small Machine Room Passenger Elevator

FUJI small machine room passenger elevator only has about 65%~70% of the traditional machine room. It greatly saves the building space and material. Control cabinet in machine room is designed into single-face inspection layout. The host bearing beam can also be used as hitch plate. It largely saves the machine room space. Compared with the traditional elevators, under the premise of ensuring the repairers' operation space which is stipulated by the national standard, it effectively controls the machine room height. The intensive space effect grants more freedom for the architects. It expands the larger space utilization to the construction, perfectly merges the well space with the architectural style.

Less Space, Faster Construction

Compared with FUJI small machine room elevator, machine room is only an extension of the elevator well. It brings about the more convenient installation, the lower cost as well.

Impressive Energy Savings

Compared with the traditional traction machine, FUJI small machine room elevator consumed less energy and brings about low loss in heat energy as well.



FUJI Elevator

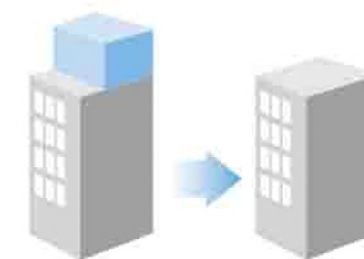
Machine Roomless Passenger Elevator

FUJI machine roomless passenger elevator cancels the machine room, reduces total area of the elevator equipment and flexibly utilizes the effective space. It has the stronger contemporary sense and the more beautiful construction outline.

The host and control device are designed at the shaft top to prevent from occasional water-inlet in the shaft which damages the drive device. In this way, it guarantees a highly reliable system.

Blended Into the Construction, Easily and Leisurely

FUJI machine roomless passenger elevator need only one independent hoist-way and do not need the presence of machine rooms. The architects and developers are allowed to conduct designing in a freer way.



We cancel the machine room to freely design the shaft position. We can flexibly and effectively apply the top space that is preset for machine room.



Passenger Elevator



Standard Configuration

We apply one style of FUJI hairline stainless steel car with the distinctive ceiling to create the strong visual impact and bright & modern flavor.



Landing door and jamb: Hairline stainless steel is adopted for the first floor and plastic jet steel plate is adopted for other floors.



HD-DTA14A

Mirror stainless steel frame, lamp belt, LED lighting

FP-12-1A >>>

Ceiling

Mirror stainless steel frame, lamp belt, LED lighting (HD-DTA14A)

Operating panel

Embedded type

Car wall


ISLAMIC GOLD AND MIRROR STAINLESS STEEL

Flooring

Standard PVC (optional marble)

Car door

Hairline stainless steel



Note: Pictures have been drawn by computer. It might be slightly different from actual colors. Please take real product as criterion.

Standard Configuration



FP

FP -12

- Car ceiling** Diamond silver painted steel with acrylic photic board (HD-DTA01)
- C.O.P** Integrated operating panel
- Car wall** Hairline stainless steel
- Floor** Standard PVC (FJ-B01) (optional marble)
- Car door** Hairline stainless steel

FP -12-1

- Car ceiling** Mirror stainless steel framework, acrylic arch paint-jet top plate in the middle and acrylic lighting decoration on both sides (HD-DTA05)
- Car wall** Stainless steel hairline on both sides, combination of stainless steel hairline and etched mirror at rear wall
- Floor** Standard PVC (optional marble)
- Car door** Hairline stainless steel



FP -12-2

- Car ceiling** Mirror stainless steel framework, acrylic arched top plate (HD-DTA02)
- Car wall** Stainless steel hairline on both sides, combination of stainless steel hairline and hairline mirror at rear wall
- Floor** Standard PVC (optional marble)
- Car door** Hairline stainless steel

FP -12-3

- Car ceiling** Mirror stainless steel framework, acrylic arched top plate, intermediate down lamp decoration (HD-DTA04)
- Car wall** Stainless steel hairline on both sides, combination of stainless steel hairline and etched mirror at rear wall
- Floor** Standard PVC (optional marble)
- Car door** Hairline stainless steel

Sweet prompt: Mirror car feels wonderfully. Please do not touch it and leave your fingerprints in mirror car. Thanks.

Sweet prompt: Mirror car feels wonderfully. Please do not touch it and leave your fingerprints in mirror car. Thanks.

Standard Configuration

Standard Matching



FP -12-4

FP -12-6

FP -12-7

FP -12A

- Car ceiling** Stainless steel mirror base-plate is supplemented by rectangle hollow transparent light pole. The soft lighting design of arched white light-passing board is in the middle part (HD-DTA03)
- Car wall** Stainless steel hairline on both sides, combination of stainless steel hairline and etched mirror at rear wall
- Floor** Standard PVC (optional marble)
- Car door** Hairline stainless steel

- Car ceiling** Vortical square image main body board and tube lamp combining for soft illumination design (HD-DDB02)
- Car wall** Stainless steel hairline on both sides, combination of stainless steel hairline and etched mirror at rear wall
- Floor** Standard PVC (optional marble)
- Car door** Hairline stainless steel

- Car ceiling** Stainless steel frame in middle, white transparent board on both sides of the soft lighting design, two sides made of stainless steel (HD-DT13)
- Car wall** Two sides made of stainless steel, the middle of the wall mirror etching stainless steel
- Floor** Standard PVC (optional marble)

- Car ceiling** Diamond silver painted steel with acrylic photic board (HD-DTA01)
- Car wall** Hairline stainless steel, back wall glass in the middle
- Handrail** Stainless steel flat handrail
- Floor** Standard PVC (optional marble)

Sweet prompt: Mirror car feels wonderfully. Please do not touch it and leave your fingerprints in mirror car. Thanks.

Sweet prompt: Mirror car feels wonderfully. Please do not touch it and leave your fingerprints in mirror car. Thanks.

Optional Matching



FP - 03

FP - 04

FP - 05

FP - 06

- Car ceiling** Video vault in the middle, on both sides of the stainless steel floor with led light lighting design
- Car wall** Center plate, mirror stainless steel, on either side of the hairline stainless steel
- Handrail** Stainless steel round handrail
- Floor** Standard PVC (optional marble)

- Car ceiling** Mirror frame, supplemented by led on mirror stainless steel plate, the middle section is arched white plate light lighting design
- Car wall** Center plate surface spray gold on mirror stainless steel, either side of the hairline stainless steel
- Handrail** Stainless steel flat handrail
- Floor** Standard PVC (optional marble)

- Car ceiling** Stainless steel mirror base-plate is supplemented by rectangle hollow transparent ploe, the soft lighting design of arched white light-passing board is in the middle part
- Car wall** Center plate mirror etched stainless steel, two flanks hair grain stainless steel
- Floor** Standard PVC (optional marble)

- Car ceiling** Mirror frame, supplemented by led on mirror stainless steel plate, the middle section is arched white plate light lighting design
- Car wall** Center plate mirror etched stainless steel, two flanks hair grain stainless steel
- Handrail** Stainless steel round handrail
- Floor** Standard PVC (optional marble)

Sweet prompt: Mirror car feels wonderfully. Please do not touch it and leave your fingerprints in mirror car. Thanks.

Sweet prompt: Mirror car feels wonderfully. Please do not touch it and leave your fingerprints in mirror car. Thanks.

Luxury Classic-Manner



<<MA01

CAR DECORATION
CEILING :
BLACK TITANIUM MIRROR S TAINLESS STEEL
FRAME, ACRYLIC LIGHTI NG DECORATION
CAR WALL :
BLACK TITANIUM MIRROR ETCHED
STAINLESS STEEL ON B OTH SIDES, SOFT
PACKAGE ON BACK WALL CENTER PL ATE,
AUXILIARY PLATE BLACK TITANIUM MIRROR
STAINLESS STEEL
HANDRAIL :NONE
FLOOR :PVC

MA02>>



Note: Pictures have been drawn by computer. It might be slightly different from actual colors.
Please take real product as criterion.


Luxury Classic-Manner



<<MA03

CAR DECORATION

CEILING :
SILVER MIRROR S TAINLESS STEEL
FRAME, ACRYLIC LIGHTI NG DECORATION
CAR WALL :
WOOD PANEL AND MIRROR STAINLESS STEEL
HANDRAIL :NONE
FLOOR :PVC



MA04>>

Note: Pictures have been drawn by computer. It might be slightly different from actual colors.
Please take real product as criterion.

Luxury Classic-Manner



<<MA05

CAR DECORATION

CEILING :
SILVER MIRROR S TAINLESS STEEL
FRAME, ACRYLIC LIGHTI NG DECORATION
CAR WALL :
GOLD HAIRLIN AND MIRROR DESIN STAINLESS STEEL
HANDRAIL :GOLD
FLOOR :PVC

MA06>>



Note: Pictures have been drawn by computer. It might be slightly different from actual colors.
Please take real product as criterion.

Luxury Classic-Manner



FJ-JXA76 (Optional)

- Car ceiling:** Titanium mirror stainless steel, acrylic, tube lamp
- Car wall:** Titanium hairline stainless steel, titanium mirror etching
- Handrail:** Titanium gold stainless steel
- Floor:** Standard PVC (optional marble)

XA77 (Optional)

- Car ceiling:** Mirror stainless steel, acrylic
- Car wall:** Hairline stainless steel, mirror stainless steel etching
- Handrail:** Stainless steel round pipe
- Floor:** Standard PVC (optional marble)

XA78 (Optional)

- Car ceiling:** Mirror stainless steel, acrylic, tube lamp
- Car wall:** Champagne gold, mirror, etching
- Floor:** Standard PVC (optional marble)

XA79 (Optional)

- Car ceiling:** Titanium mirror stainless steel, acrylic, tube lamp
- Car wall:** Mirror, titanium, etching, hairline
- Floor:** Standard PVC (optional marble)

Note: Pictures have been drawn by computer. It might be slightly different from actual colors. Please take real product as criterion.

Note: Pictures have been drawn by computer. It might be slightly different from actual colors. Please take real product as criterion.

Luxury Classic- VILLA



<<MA07

CAR DECORATION

CEILING :
SILVER MIRROR S TAINLESS STEEL
FRAME, ACRYLIC LIGHTI NG DECORATION
CAR WALL :
WOOD PANEL AND MIRROR STAINLESS STEEL
HANDRAIL :NONE
FLOOR :PVC

MA08>>



Note: Pictures have been drawn by computer. It might be slightly different from actual colors.
Please take real product as criterion.

PASSENGER ELEVATOR

STANDARD SERIES



KX01

Ceiling: Mirror stainless steel,
acrylic transparent plate

Car wall: Sandblasted stainless steel
+wooden mirror stainless steel

Floor: PVC



KX02

Ceiling: Mirror stainless steel,
acrylic transparent plate

Car wall: Sandblasted stainless steel
+wooden mirror stainless steel

Floor: PVC




KX03

Ceiling: Mirror stainless steel,
acrylic transparent plate

Car wall: Mirror stainless steel +
mirror etching stainless steel

Floor: PVC



KY01

Ceiling: Hairline stainless steel,
acrylic transparent plate

Car wall: Hairline stainless steel

Floor: PVC



WDS-G005



WDS-G006




WDS-G009



WDS-G010



WDS-G007



WDS-G008



WSMCO-03



WSMCO-06

CEILING SERIES

Ceiling series

(Standard)



M-D-Y01

Mirror Stainless Steel



M-D-Y02

Mirror Stainless Steel



M-D-Y03

Mirror Stainless Steel

(Optional)



M-D-01

Double acrylic transparent board with LED light



M-D-02

Middle with Arched Light-transmitting board, both Sides Stainless Steel with diamond-shaped light



M-D-03

Stainless Steel with Square transparent panel, both sides with LED Light



M-D-05

Stainless steel with transparent panel, both sides with LED light



M-D-09

Middle with arched transparent panel, both sides stainless steel with LED Light.



M-D-12

PVD gold stainless steel with acrylic transparent panel



M-D-13

Round ceiling with soft lighting




M-D-14

Round glass design with soft lighting



M-D-15

Middle with White Ceiling Light and around with soft downlight



M-D-16

Round stainless steel ceiling with soft lighting



M-D-17

Round stainless steel ceiling with soft lighting



M-D-18

Round stainless steel ceiling with soft lighting

FUNCTION

STANDARD

- | | |
|----------------------------------------------------|--------------------------------------------------------------------------|
| (01) Direct docking | (25) Forced door closing |
| (02) Best curve auto-generated | (26) Repeat door closing |
| (03) Double click buttons to cancel false calls | (27) Door opening & closing buttons |
| (04) Full collective selective control | (28) Service floor door opening |
| (05) Remote monitoring interface | (29) Overload protection |
| (06) Motor parameter self-learning | (30) Anti reversal protection |
| (07) Shaft parameter auto tuning | (31) Car Inside emergency light |
| (08) Auto-adjusting floor height data | (32) Running time protection |
| (09) Auto-adjusting car cabin position | (33) Terminal runby protection |
| (10) Automatic rescue leveling | (34) Contact adhesion protection |
| (11) Incoming call automatic recovery operation | (35) Motor over-current and overload protection |
| (12) Running direction display | (36) Over voltage protection |
| (13) Elevator state display | (37) Encoder failure protection |
| (14) Pit & Car top emergency stop operation | (38) Failure record |
| (15) Inverse cancelling | (39) Safety curtain light protection |
| (16) Attendance service | (40) Overspeed protection upstream and downstream |
| (17) Car cabin alarm Bell | (41) Five way intercom device |
| (18) Reserved with Fire linkage function interface | (42) Running counter |
| (19) Full load bypass | (43) Weight signal compensation |
| (20) Home floor automatic return | (44) Car top inspection and control cabinet emergency electric operation |
| (21) Light & Fan automatic turn off | (45) Reserved with CCTV Cable |
| (22) Lock the lift | (46) Reserved with remote control interface |
| (23) Automatic door opening/closing | (47) Car inside LED energy-saving lighting |
| (24) Set the door opening time | |

OPTIONAL

- | | |
|----------------------------------------|----------------------------|
| (01) Power failure emergency operation | (05) Handicapped COP |
| (02) Voice announcement | (06) IoT remote monitoring |
| (03) Air conditioner | (07) IC card |
| (04) Duplex control | (08) Fire emergency homing |

LANDING DOOR/HANDRAIL/FLOOR SERIES

Optional Landing door series



M-M-02
Mirror/Hairline etching plate



M-M-03
Mirror/Hairline etching plate



M-M-04
Mirror/Hairline etching plate



M-M-07
Mirror/PVD gold etching plate



M-M-08
Mirror/etching plate



M-M-09
Mirror/PVD etching plate


HANDRAIL



M-FY-01
Standard
Stainless steel, matte



M-FY-03
Optional
Mirror stainless steel, triple



M-FY-05
Optional
Stainless steel, round arc



M-FY-02
Optional
Golden finish stainless steel, matte




M-FY-04
Optional
Golden finish stainless steel, triple



M-FY-04
Optional
Golden finish stainless steel, round arc


Painting Color



M-SC-01
Gray



M-SC-02
Brige




M-SC-03
Green

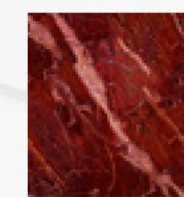
Floor color




M-P-07
Standard




M-P-08
Standard



M-P-09
Standard



M-P-10
Standard



M-P-11
Optional



M-P-12
Optional

OPERATION PANEL

DOOR JAMB



MCOP24
Characteristics

Anti-fingerprint hairline stainless panel. 15' inch TFT. Elegant, beautiful and intelligent. UI interface, which can be changed according to different requirements.



MCOP25
Characteristic

Anti-fingerprint hairline stainless panel. The buttons are highlighted with a metal edge which improves the quality. The transparent pressing button demonstrate an aesthetic sense of harmony.



MCOP50

Characteristics

4mm tempered glass with frame, protruding cabin wall 14mm, strong 3-dimensional design, customized button design with floor information, suitable for hotels, office buildings etc.



MHCB01



MHOP26



MHOP27




MHOP28



MA01 MA02 MA03 MA04 MA105



MA06 MA07 MA08 MA09 MA10



MA11 MA12 MA13 MA14 MA15



MA16 MA17 MA18 MA19



M-MT-01
Narrow door jamb
Hairline stainless steel
(Please contact us for more materials)



M-MT-02
Straight big door jamb
Hairline stainless steel
(Please contact us for more materials)



M-MT-03
Straight big door jamb with transom
Hairline stainless steel
(Please contact us for more materials)




M-MT-04
Tilted big door jamb with transom
Hairline stainless steel
(Please contact us for more materials)

OPERATION PANEL



MCOP01-C
 Characteristics
 Stainless steel panel
 Integrated structure
 LCD display



MCOP02-Y
 Characteristics
 Stainless steel panel
 Separated structure
 LCD display




MCOP22

Characteristics
 Black matching with white makes it more elegant;
 Narrow border and super-thin design shows its
 simplicity and exquisiteness




MHOP24



MHOP25



MHOP22



MHOP22D




MFD01

Characteristics
 Acrylic material,
 different light options



MFD02



MCOP21



MHOP21

Characteristics
 4mm tempered glass with
 frame, protruding cabin wall 14mm,
 strong 3-dimensional design,
 customized button design with floor
 information, suitable for hotels, office
 buildings etc.



MCOP20



MHOP20

Characteristics
 Touch screen with glass panel
 Embedded structure
 Applicable to different cabin styles



MHOP21



MHOP23



MHOP23D

Characteristics
 Two/three sections design
 large display with stainless steel panel
 Applicable to multi-system display modules and buttons
 Separated COP, wall-mounted LOP



MHOP03-Y
 Characteristics

Hairline stainless steel panel
 Embedded structure



MHOP05-Y
 Characteristics

Anti-fingerprint matte panel
 wall mounted structure



Maintenance Contracts
Scheduled Full Preventive
Maintenance Plans & Services



Service Calls
On Demand Maintenance Service
Calls/Visits



Consultancy Services
Complementary Consultation &
Support Services

Why Choose Our Services

International Expertise Our team is equipped with local & international expertise to counter any challenge	24/7 After-Sales Support Our Customer Service personnel & engineers provide 24/7/365 after-sales support	Continuous Training & Education Our engineers & technicians undergo continuous training, knowledge update & education	Highly-Skilled Technical Team Our support team is well-rounded & highly-skilled with long years of technical expertise.
----------------------------------------------------------------------------------------------------------------------	--------------------------------------------------------------------------------------------------------------------	-------------------------------------------------------------------------------------------------------------------------------------	-----------------------------------------------------------------------------------------------------------------------------------

ADDRESS: Room 315, Lejia building, Jiarui Road, SIP, Suzhou, China

EMAIL:Info@FujiPremium.com

TEL:+86 134 0423 2589

